

NO. (GRAND JURY MATTER)

THE STATE OF TEXAS

IN THE DISTRICT COURT
OF
TYLER COUNTY, TEXAS

IN REF: TYLER COUNTY
COMMISSIONERS ANNUAL
ROAD REPORT FY 2019

REPORT OF THE GRAND JURY

On this the _____ day of _____, 2019, the Grand Jury of Tyler County, Texas

Received and filed for record the Annual Road Reports for the Tyler County Commissioner, Precinct 1,
Tyler County Commissioner, Precinct 2, Tyler County Commissioner, Precinct 3 and Tyler County
Commissioner, Precinct 4.

Foreman of the Grand Jury



**Commissioners Court
of Tyler County**

October, 2019

Re: Submittal of County Precincts
Road and Bridges Annual Report

Tyler County District Clerk
Attn: Cheryl Pounds
100 W. Bluff Street, Room 203
Woodville, Texas 75979

District Clerk Pounds:

In accordance with Texas State Transportation Code Section 251.005 stating a county commissioner serving as a road supervisor shall make a sworn annual report during the ninth month of the county fiscal year detailing the condition of each road and bridge, expected costs to maintain county roads during the next fiscal year, number of traffic control devices which are defaced or torn down, any new roads to be opened, and any bridges, culverts, or other improvements necessary to place the county roads in good condition and cost information for those improvements, attached are the Annual Road and Bridge Reports for Precincts 1,2,3 and 4 in Tyler County, Texas.

These reports have been approved and entered into the minutes on the ____ day, of the month of _____, 2019 Commissioners Court. Section 251.005 (c) states the report shall be submitted to the grand jury at the first term of the district court occurring after the report is made to the Commissioners Court. Attached also is a letter to the grand jury requesting its approval. Upon approval and signature by the grand jury foreman, a copy should be returned to the office of the County Judge for further distribution.

PASSED AND APPROVE this ____ day of _____, 2019 by the Tyler County Commissioners Court.

Martin Nash, Pct. 1
Commissioner

Stevan Sturrock, Pct. 2
Commissioner

Mike Marshall, Pct. 3
Commissioner

Charles "Buck" Hudson, Pct. 4
Commissioner

Jacques L. Blanchette
County Judge

ATTEST: _____

Donece Gregory, County Clerk



COUNTY OF TYLER

PRECINCT NO. 1

ANNUAL ROAD REPORT

Pursuant to Transportation Code Section 251.005, this Annual Road Report provides information on the condition of each road, culvert, and bridge in the County by Precinct along with costs associated with maintaining existing roads, culvert, and bridges. Furthermore, suggestions are included where new roads may be needed. This report covers the County roads activity for the period of September 2018 through September 2019.

1. Condition of each road, culvert, and bridge in the precinct and the primary cause of any road, culvert or bridge degradation:
(These can be listed separate on another page if additional space is needed.)
2. Amount of money necessary for maintenance of the precinct roads during the next fiscal year: _____
(see attached).
3. Number of traffic control devices in the precinct defaced or torn down: (see attached).
4. Any new road that should be opened in the precinct: (see attached).
5. Any bridges, culverts, or other improvements necessary to place the precinct roads in good condition, and the probable cost of the improvements: (see attached).

Submitted by the undersigned on the 25 day of September, 2019.

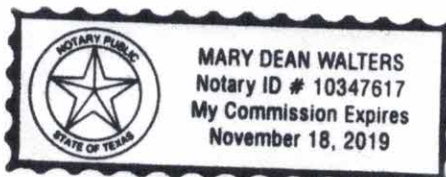

(Commissioners Signature)
Commissioner, Precinct NO. 4

Martin Nash
(Commissioners Printed Name)

Subscribed and sworn to, before me, the undersigned authority, this 25 day of September, 2019


Notary Public

Commissioner Expires: 11-18-2019



TYLER COU ANNUAL ROAD REPORT - ALTERNATE FORM PRECINCT NO. 1

PRECINCT no. 1

DATE: 2018

List of county roads by Name/Number & mileage	Road condition rank on scale or 1=poor 5=Excellent	Casuse of Degradation	Number of culverts needing repaired or replaced	Bridges in need of repair or replacement	Control devices (signs, lights, needing repair or replacement	New roads needed for opening	Cost of improvement identified in report for specific road	Usual Costs of maintenance in coming year for specific road
CR 1040 0.727	2	truck traffic	0	0	1	0	\$74,154.00	\$3,323.23
CR 1044 0.105	4	truck traffic	0	0	0	0		\$479.97
CR 1046 0.115	4	truck traffic	0	0	0	0		\$525.67
CR 1050 1.431	3	weather	0	0	1	0	\$123,981.00	\$6,541.32
CR 1060 0.359	3	weather	0	0	0	0	\$9,154.50	\$1,641.03
CR 1065 0.31	3	weather	0	0	0	0	\$7,905.00	\$1,417.07
CR 1125 1.896	2	truck traffic	2	2	0	0	\$147,696.00	\$8,666.91
CR 1130 0.67	3	truck traffic	1	1	0	0	\$16,830.00	\$3,062.67
CR 1135 0.419	3	truck traffic	1	1	0	0	\$10,684.50	\$1,915.31
CR 1150 4.397	2	truck traffic	2	2	1	0	\$224,247.00	\$20,099.38
CR 1152 1.171	3	truck traffic	0	0	0	0	\$29,860.00	\$5,352.82
CR 1170 3.458	3	truck traffic	1	1	0	0	\$176,358.00	\$15,807.07
CR 1205 0.927	4	truck traffic	0	0	1	0		\$4,237.45
CR 1220 2.943	3	truck traffic	0	0	1	0	\$150,093.00	\$13,452.92
CR 1221 0.096	2	weather	0	0	0	0	\$4,896.00	\$438.82
CR 1222 0.108	2	weather	0	0	0	0	\$5,508.00	\$494.13
CR 1230 0.191	4	weather	0	0	0	0		\$166.65
CR 1231 0.066	2	weather	0	0	0	0	\$1,683.00	\$301.69
CR 1240 0.742	3	truck traffic	1	1	0	0	\$18,921.00	\$3,391.79
CR 1245 0.217	2	truck traffic	1	1	0	0	\$11,067.00	\$991.93
CR 1250 0.602	3	truck traffic	0	0	0	0	\$15,351.00	\$2,751.83
CR 1270 1.116	3	truck traffic	0	0	0	0	\$56,916.00	\$5,101.40
CR 1300 0.822	3	truck traffic	0	0	0	0	\$41,922.00	\$3,756.97
CR 1308 0.289	3	truck traffic	0	0	0	0	\$14,739.00	\$1,321.06

CR 1324	0.122	2 weather	0	0	0	\$3,111.00	\$557.67
CR 1325	8.287	3 truck traffic	2	0	0	\$311,610.00	\$37,881.19
CR 1327	0.132	3 truck traffic	1	0	0	\$3,366.00	\$603.39
CR 1340	0.626	4 weather	0	0	0		\$2,861.53
CR 1360	0.83	3 truck traffic	1	0	0	\$42,330.00	\$3,794.05
CR 1375	0.792	3 truck traffic	0	0	0	\$20,196.00	\$3,620.35
CR 1400	0.465	2 truck traffic	0	0	0	\$33,915.00	\$2,125.58
CR 1410	0.171	3 weather	0	0	0	\$4,335.00	\$781.66
CR 1420	1.248	3 truck traffic	0	0	0	\$31,824.00	\$5,704.80
CR 1425	0.554	2 truck traffic	0	0	0	\$14,127.00	\$2,532.41
CR 1450	6.604	3 truck traffic	1	0	0	\$81,600.00	\$30,187.94
CR 1458	0.186	2 truck traffic	0	0	0	\$4,743.00	\$850.23
CR 1500	0.248	3 truck traffic	0	0	0	\$24,480.00	\$1,133.63
CR 1510	0.16	4 truck traffic	0	0	0		\$731.38
CR 1515	0.31	3 truck traffic	0	0	0	\$31,620.00	\$1,417.05
CR 1520	2.538	2 truck traffic	2	0	0	\$258,060.00	\$11,601.60
CR 1525	0.116	4 truck traffic	0	0	0		\$530.24
CR 1535	0.411	2 weather	0	0	0	\$10,480.50	\$1,878.73
CR 1550	2.47	2 truck traffic	2	0	0	\$251,940.00	\$11,290.75
CR 1551	0.203	4 weather	0	0	0		\$927.95
CR 1552	0.262	3 weather	1	0	0	\$6,681.00	\$1,197.64
CR 1555	0.116	3 truck traffic	0	0	0	\$2,958.00	\$530.25
CR 1600	2.706	3 truck traffic	0	0	0	\$198,900.00	\$12,369.56
CR 1615	1.744	2 truck traffic	1	0	0	44,472.00	\$7,972.09
CR 1625	0.156	4 truck traffic	2	0	0		\$713.09
CR 1700	3.677	2 truck traffic	0	0	0	\$153,000.00	\$16,808.15
CR 1705	0.478	2 truck traffic	2	0	0	\$12,189.00	\$2,185.01
CR 1800	0.413	3 truck traffic	0	0	0	\$10,531.50	\$1,887.88
CR 1815	0.357	3 truck traffic	1	0	0	\$9,103.50	\$1,631.89
CR 1840	0.6	2 truck traffic	1	0	0	\$15,300.00	\$2,742.68
CR 1860	0.861	2 truck traffic	0	0	0	\$86,002.00	\$3,935.76
CR 1875	4.024	1 truck traffic	1	0	0	\$102,612.00	\$18,394.34
CR 1890	0.813	1 truck traffic	0	0	0	\$20,731.50	\$3,716.34
CR 1900	0.183	3 truck traffic	1	0	0	\$4,666.50	\$836.51

CR 1910	0.801	2 truck traffic	1	0	0	\$20,425.50	\$2,932.85
CR 1915	0.47	3 truck traffic	2	0	0	\$11,985.00	\$214.51
CR 1920	0.851	2 truck traffic	2	0	0	\$21,700.50	\$3,890.05
CR 4250	1.62	4 truck traffic	0	0	0	\$7,405.27	\$7,405.27
CR 4252	0.485	2 truck traffic	1	0	0	\$12,367.50	\$2,217.01
CR 4259	1.783	2 truck traffic	1	0	0	\$45,466.50	\$8,150.37
CR 4260	6.542	4 truck traffic	0	0	0	\$533,827.20	\$29,904.52
CR 4262	0.386	2 truck traffic	0	0	0	\$49,372.00	\$1,764.46
CR 4264	0.46	3 truck traffic	1	0	0	\$46,920.00	\$2,102.73
CR 4265	0.556	3 truck traffic	0	0	0	\$56,712.00	\$2,541.56
CR 4266	1.394	2 truck traffic	0	0	0	\$142,188.00	\$6,372.19
CR 4267	0.091	2 truck traffic	0	0	0	\$2,320.50	\$415.96
CR 4268	0.45	2 truck traffic	1	0	0	\$45,900.00	\$2,057.01
CR 4270	0.65	3 truck traffic	0	0	0	\$66,300.00	\$2,971.24
CR 4273	0.092	2 truck traffic	0	0	0	\$9,384.00	\$412.31
CR 4274	0.093	2 weather	0	0	0	\$9,486.00	\$425.11
CR 4276	0.226	2 truck traffic	1	0	0	\$23,052.00	\$1,033.07
CR 4279	0.806	2 truck traffic	1	0	0	\$20,553.00	\$3,684.35
CR 4280	3.511	4 truck traffic	0	0	0	\$16,049.34	\$16,049.34
CR 4288	0.066	3 truck traffic	0	0	0	\$6,732.00	\$301.69
CR 4289	0.183	3 weather	0	0	0	\$4,666.50	\$836.51
CR 4290	0.164	2 weather	0	0	0	\$4,182.00	\$749.67
CR 4300	7.513	2 truck traffic	0	0	0	\$191,581.50	\$34,343.12
CR 4450	0.626	3 truck traffic	0	0	0	\$63,852.00	\$2,861.53
CR 4451	0.284	3 truck traffic	0	0	0	\$28,968.00	\$1,298.20
CR 4453	0.133	3 truck traffic	0	0	0	\$3,391.50	\$607.96
CR 4455	5.01	3 truck traffic	2	0	0	\$511,020.00	\$22,901.50
CR 4456	0.124	2 weather	0	0	0	\$3,162.00	\$566.82
CR 4457	0.184	2 weather	1	0	0	\$4,692.00	\$841.10
CR 4458	0.209	3 truck traffic	0	0	0	\$5,329.50	\$955.36
CR 4459	0.163	3 weather	0	0	0	\$4,156.50	\$745.08
CR 4460	0.343	3 weather	0	0	0	\$8,695.00	\$1,567.90
CR 4465	0.481	2 truck traffic	1	0	0	\$49,062.00	\$2,198.72
CR 4470	1.956	2 truck traffic	1	0	0	\$199,512.00	\$8,941.18



COUNTY OF TYLER

PRECINCT NO. 2

ANNUAL ROAD REPORT

Pursuant to Transportation Code Section 251.005, this Annual Road Report provides information on the condition of each road, culvert, and bridge in the County by Precinct along with costs associated with maintaining existing roads, culvert, and bridges. Furthermore, suggestions are included where new roads may be needed. This report covers the County roads activity for the period of September 2018 through September 2019.

1. Condition of each road, culvert, and bridge in the precinct and the primary cause of any road, culvert or bridge degradation:
(These can be listed separate on another page if additional space is needed.)
2. Amount of money necessary for maintenance of the precinct roads during the next fiscal year: _____
(see attached).
3. Number of traffic control devices in the precinct defaced or torn down: (see attached).
4. Any new road that should be opened in the precinct: (see attached).
5. Any bridges, culverts, or other improvements necessary to place the precinct roads in good condition, and the probable cost of the improvements: (see attached).

Submitted by the undersigned on the _____ day of September, 2019.

A handwritten signature in black ink, appearing to be "Stevan Sturbock", written over a horizontal line.

(Commissioners Signature)
Commissioner, Precinct NO. 2

Stevan Sturbock
(Commissioners Printed Name)

Subscribed and sworn to, before me, the undersigned authority, this 24 day of September, 2019

A handwritten signature in blue ink, appearing to be "Mary D. Walters", written over a horizontal line.

Notary Public

Commissioner Expires: 11-18-2019



TYLER COU ANNUAL ROAD REPORT - ALTERNATE FORM PRECINCT N # 2

PRECINCT no. 2

DATE: 2018

List of county roads by Name/Number & mileage	Road condition rank on scale or 1=poor 5=Excellent	Cause of Degradation	Number of culverts needing repaired or replaced	Bridges in need of repair or replacement	Control devices (signs, lights, needing repair or replacement	New roads needed for opening	Cost of improvement identified in report for specific road	Usual Costs of maintenance in coming year for specific road
CR 1010	2.464	5 Truck Traffic	0	0	0	0	0	\$10,545.53
CR 1015	0.864	2 Truck Traffic	0	0	0	0	\$70,502.40	\$3,696.03
CR 1020	1.81	5 Truck Traffic	0	0	0	0	\$92,310.00	\$7,742.85
CR 1028	0.172	4 Truck Traffic	0	0	0	0	\$8,772.00	\$735.77
CR 1030	0.171	4 Truck Traffic	0	0	0	0	\$19,023.00	\$1,595.61
CR 1075	0.373	4 Truck Traffic	0	0	0	0	\$7,293.00	\$611.72
CR 1095	0.193	3 Truck Traffic	0	0	0	0	\$9,843.00	\$825.61
CR 1096	1.266	3 Truck Traffic	0	0	0	0	\$64,566.00	\$5,415.71
CR 1100	2.388	2 Truck Traffic	0	0	0	0	\$121,788.00	\$10,215.42
CR 1115	0.194	3 Truck Traffic	0	0	0	0	\$9,894.00	\$829.89
CR 1120	0.586	4 Truck Traffic	0	0	0	0	\$14,943.00	\$2,506.79
CR 2015	0.512	1 Truck Traffic	0	0	0	0	\$13,056.00	\$2,190.23
CR 2025	1.046	2 Truck Traffic	0	0	0	0	\$53,346.00	\$4,474.59
CR 2050	1.623	4 Truck Traffic	0	0	0	0	\$41,386.50	\$6,942.89
CR 2075	0.478	3 Truck Traffic	0	0	0	0	\$24,378.00	\$2,044.79
CR 2077	0.73	2 Truck Traffic	0	0	0	0	\$18,615.00	\$3,122.80
CR 2080	0.596	2 Truck Traffic	0	0	0	0	\$25,296.00	\$2,549.57
CR 2085	0.648	2 Truck Traffic	1	1	1	0	\$16,524.00	\$2,772.02
CR 2100	3.288	3 Truck Traffic	0	0	0	0	\$83,844.00	\$14,065.46
CR 2125	0.726	2 Truck Traffic	0	0	0	0	\$18,513.00	\$3,105.69
CR 2130	0.371	2 Truck Traffic	0	0	0	0	\$9,460.00	\$1,587.06
CR 2150	4.39	2 Truck Traffic	2	2	2	0	\$111,945.00	\$18,779.61
CR 2152	0.1	3 Truck Traffic	0	0	0	0	\$2,550.00	\$427.70
CR 2153	0.261	2 Truck Traffic	0	0	0	0	\$6,655.50	\$924.00

CR 2155	0.326	2	Truck Traffic	0	0	0	\$8,313.00	\$454.62
CR 2162	0.363	2	Truck Traffic	0	0	0	\$9,256.50	\$1,552.84
CR 2175	4.727	1	Truck Traffic	0	0	0	\$120,538.50	\$20,221.24
CR 2200	2.243	1	Truck Traffic	0	0	0	\$57,196.50	\$9,545.14
CR 2225	1.011	2	Truck Traffic	0	0	0	\$25,780.50	\$4,324.87
CR 2300	3.409	3	Truck Traffic	1	1	0	\$86,929.50	\$14,583.08
CR 2310	0.753	2	Truck Traffic	0	0	0	\$19,201.50	\$3,221.19
CR 2320	0.572	3	Truck Traffic	0	0	0	\$14,586.00	\$2,446.90
CR 2340	0.41	3	Truck Traffic	0	0	0	\$10,455.00	\$1,753.90
cr 2375	1.753	2	Truck Traffic	0	0	0	\$44,701.50	\$7,499.00
CR 2380	0.738	2	Truck Traffic	2	0	0	\$18,819.00	\$3,157.02
CR 2385	0.105	2	Truck Traffic	0	0	0	\$2,677.50	\$449.16
CR 2390	0.2	3	Truck Traffic	0	0	0	\$5,100.00	\$855.55
CR 2400	3.888	2	Truck Traffic	0	0	0	\$99,144.00	\$16,632.15
CR 2405	0.1	3	Truck Traffic	0	0	0	\$2,550.00	\$427.77
CR 2450	0.161	1	Truck Traffic	0	0	0	\$4,105.50	\$688.72
CR 2475	0.766	2	Truck Traffic	0	0	0	\$19,533.00	\$3,276.80
CR 2510	0.248	2	Truck Traffic	0	0	0	\$6,324.00	\$1,060.80
CR 2512	0.44	2	Truck Traffic	0	0	0	\$11,220.00	\$1,882.23
CR 2525	2.61	2	Truck Traffic	0	0	0	\$66,555.00	\$11,165.10
CR 2550	0.947	2	Truck Traffic	0	0	0	\$24,148.50	\$4,051.09
CR 2565	3.099	3	Truck Traffic	0	0	0	\$79,024.50	\$13,256.96
CR 2567	0.085	2	Truck Traffic	0	0	0	\$363.60	\$2,167.50
CR 2570	5.662	3	Truck Traffic	1	1	0	\$144,381.00	\$24,221.00
CR 2573	0.113	4	Truck Traffic	0	0	0	\$2,881.50	\$483.38
CR 2575	2.297	2	Truck Traffic	1	1	0	\$58,573.50	\$9,826.14
CR 2577	0.171	4	Truck Traffic	0	0	0	\$4,360.00	\$731.50
CR 2580	1.854	1	Truck Traffic	0	0	0	\$47,277.00	\$7,931.07
CR 2590	4.674	2	Truck Traffic	0	0	0	\$119,187.00	\$19,994.51
CR 2592	0.533	3	Truck Traffic	0	0	0	\$13,591.50	\$2,280.07
CR 2595	0.256	3	Truck Traffic	0	0	0	\$6,528.00	\$1,095.11
CR 2597	0.36	3	Truck Traffic	0	0	0	\$9,180.00	\$1,540.00
CR 2600	1.66	4	Truck Traffic	0	0	0	\$42,330.00	\$7,101.17
CR 2610	0.283	4	Truck Traffic	0	0	0	\$7,216.50	\$1,210.61

CR 2615	0.173	4	Truck Traffic	0	0	0	0	0	0	0	0	\$4,411.50	\$4,740.06
CR 2617	0.048	4	Truck Traffic	0	0	0	0	0	0	0	0	\$1,224.00	\$205.00
CR 2618	0.103	3	Truck Traffic	0	0	0	0	0	0	0	0	\$2,626.50	\$440.60
CR 2620	0.563	3	Truck Traffic	0	0	0	0	0	0	0	0	\$14,356.50	\$2,408.40
CR 2630	0.216	4	Truck Traffic	0	0	0	0	0	0	0	0	\$5,508.00	\$924.00
CR 2635	0.166	3	Truck Traffic	0	0	0	0	0	0	0	0	\$4,233.00	\$710.11
CR 2644	0.077	3	Truck Traffic	0	0	0	0	0	0	0	0	\$1,963.50	\$329.38
CR 2650	2.437	4	Truck Traffic	1	1	0	0	0	0	0	0	\$62,143.50	\$10,425.04
CR 2670	5.157	2	Truck Traffic	2	2	0	0	0	0	0	0	\$131,503.50	\$22,060.74
CR 2740	0.134	3	Truck Traffic	0	0	0	0	0	0	0	0	\$3,417.00	\$573.22
CR 2765	0.446	4	Truck Traffic	0	0	0	0	0	0	0	0	\$11,373.00	\$1,907.89
CR 2770	2.419	3	Truck Traffic	0	0	0	0	0	0	0	0	\$61,684.50	\$10,348.04
CR 2773	0.195	3	Truck Traffic	0	0	0	0	0	0	0	0	\$4,972.50	\$834.16
CR 2775	1.892	1	Truck Traffic	0	0	0	0	0	0	0	0	\$48,246.00	\$8,093.62
CR 2776	0.091	4	Truck Traffic	0	0	0	0	0	0	0	0	\$2,320.50	\$389.27
CR 2777	0.696	4	Truck Traffic	0	0	0	0	0	0	0	0	\$17,748.00	\$2,977.35
CR 2778	0.281	3	Truck Traffic	0	0	0	0	0	0	0	0	\$7,165.50	\$1,202.05
CR 2780	2.927	3	Truck Traffic	0	0	0	0	0	0	0	0	\$23,638.50	\$12,521.17
CR 2790	2.508	3	Truck Traffic	0	0	0	0	0	0	0	0	\$63,954.00	\$10,728.76
CR 2800	2.113	2	Truck Traffic	1	1	0	0	0	0	0	0	\$172,420.80	\$9,039.02
CR 2810	4.489	2	Truck Traffic	2	2	0	0	0	0	0	0	\$114,469.50	\$19,203.12
CR 2811	0.2	3	Truck Traffic	0	0	0	0	0	0	0	0	\$5,100.00	\$855.55
CR 2834	1.851	2	Truck Traffic	0	0	0	0	0	0	0	0	\$47,200.50	\$7,918.23
CR 2836	0.142	3	Truck Traffic	0	0	0	0	0	0	0	0	\$3,621.00	\$607.44
CR 2837	0.021	3	Truck Traffic	0	0	0	0	0	0	0	0	\$535.00	\$89.83
CR 2845	7.792	1	Truck Traffic	0	0	0	0	0	0	0	0	\$198,696.00	\$12,932.76



COUNTY OF TYLER §
PRECINCT NO. 3 §

Annual Road Report

Pursuant to Transportation Code Section 251.005, this Annual Road Report provides information on the condition of each road, culvert, and bridge in the County by Precinct along with costs associated with maintaining existing roads, culvert and bridges. Furthermore, suggestions are included where new road may be needed. This report covers the County roads activity for the period of September 2018 through September 2019.

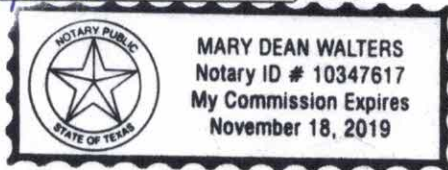
1. Condition of each road, culvert and bridge in the precinct and primary cause of any road, culvert or bridge degradation:
(These can be listed separate on another page if additional space is needed.)
2. Amount of money necessary for maintenance of the precinct roads during the next fiscal year: (see attached)
3. Number of traffic control devices in the precinct defaced or torn down: (see attached)
4. Any new road that should be opened in the precinct: (see attached)
5. Any bridges, culverts, or other improvements necessary to place the precinct roads in good condition, and the probable cost of the improvements:
(see attached)

Submitted by the undersigned on this 25 day of September, 2019.

Mike Marshall
(Commissioners Signature)
Commissioner, Precinct NO. 3

Mike Marshall
(Commissioners Printed Name)

Subscribed and sworn to, before me, the undersigned authority, this 25 day of September, 2019



Mary D. Walters
Notary Public
Commission Expires: 11-18-2019

(Notary Seal)

Tyler County Annual Road Report-Precinct 3

List of County Roads by Name/Number	Road Condition- Rank on a Scale of 1-5: 1=Poor 5=Excellent	Cause of Degradation	Number of Culverts needing repair or replacement	Bridges in need of repair or replacement	Control Devices (Signs, Lights needing repair or replacement)	New Roads Needed for opening	Average Costs of Maintenance in Coming Year for Specific Road (Pct Budget/Miles)	Extra or additional Cost of Repairs Identified in Report for Specific Road
1 CR 2779/.266/miles	2	Heavy Traffic	7	0	4	0	1,235.26	21,280
2 CR 2780/2.03	3	Heavy Traffic	0	0	3	0	9,426.97	162,400
3 CR 2800/1.06	3	Trucks/Weather	0	0	3	0	4,922.46	84,800
4 CR 2900/.778	2	Heavy Trucks	4	0	3	0	3,612.90	62,240
5 CR 2910/.1	4	Traffic	0	0	3	0	464.38	8,000
6 CR 2925/1.824	2	Trucks/Weather	5	0	3	0	8,470.35	145,920
7 CR 2928/.916	2	Trucks/Weather	2	0	1	0	4,253.75	73,280
8 CR 2931/.703	2	Trucks/Weather	3	0	1	0	3,264.61	56,240
9 CR 2975/1.58	2	Trucks/Weather	5	0	3	0	7,337.25	126,400
10 CR 2976/.59	2	Traffic/Weather	2	0	1	0	2,739.86	47,200
11 CR 3000/2.945	3	Heavy Trucks	0	0	4	0	13,676.08	235,600
12 CR 3005/.256	2	Trucks/Weather	0	0	1	0	1,188.82	20,480
13 CR 3020/.486	2	Heavy Trucks	2	0	1	0	2,256.90	38,880
14 CR 3030/.107	2	Traffic/Weather	1	0	2	0	496.89	8,560
15 CR 3035/.202	3	Truck traffic	0	0	0	0	938.054	16,160
16 CR 3050/4.207	4	Heavy Trucks	3	0	0	0	19,536.60	336,560
17 CR 3051/.216	2	Age/traffic	3	0	0	0	1,003.07	17,280
18 CR 3053/.18	2	Age/traffic	0	0	2	0	835.89	14,400
19 CR 3055/.188	2	Traffic/Weather	1	0	1	0	873.04	15,040
20 CR 3060/.04	2	Weather	0	0	1	0	185.75	3,200
21 CR 3065/.151	2	Traffic/Weather	0	0	1	0	701.22	12,080
22 CR 3070/.13	2	Traffic/Weather	0	0	1	0	603.6979	10,400
23 CR 3080/.621	2	Traffic/Weather	0	0	0	0	2,883.82	49,680
24 CR 3085/.254	2	Traffic/Weather	0	0	0	0	1,179.53	20,320
25 CR 3100/.931	2	Age/traffic	2	0	0	0	4,323.41	74,480
26 CR 3110/.247	2	Weather	0	0	0	0	1,147.03	19,760
27 CR 3120/.431	2	Traffic/Weather	0	0	0	0	2,001.49	34,480
28 CR 3122/.06	2	Traffic/Weather	0	0	0	0	278.6298	4,800
29 CR 3130/.404	3	Heavy Traffic	0	0	0	0	1,876.11	32,320
30 CR 3131/.131	2	Traffic/Weather	0	0	0	0	608.34173	10,480
31 CR 3138/.106	2	Traffic/Weather	0	0	0	0	492.25598	8,480
32 CR 3140/1.23	2	Traffic/Weather	0	0	0	0	5,711.91	98,400
33 CR 3142/.184	2	Traffic/Weather	0	0	0	0	854.46472	14,720
34 CR 3143/.2							928.766	16,000

Tyler County Annual Road
Report-Precinct 3

75	CR 3475/1.263									5,865.16	101,040
76	CR 3480/.298									1,383.86	23,840
78	CR 3510/1.039									4,824.94	83,120
79	CR 3520/.88									4,086.57	70,400
80	CR 3523/.231									1,072.72	25,680
81	CR 3525/.143									664.07	11,440
82	CR 3530/.8									3,715.06	64,000
83	CR 3540/.153									710.51	12,240
84	CR 3550/4.952									22,996.25	396,160
85	CR 3560/2.34									10,866.56	187,200
86	CR 3565/.428									1,987.56	34,240
87	CR 3567/.11									510.82	8,800
89	CR 3568/.133									617.63	10,640
90	CR 3610/.591									2,744.50	47,280
91	CR 3625/.598									2,777.01	47,840
92	CR 3630/1.71									7,940.95	136,800
93	CR 3632/.1									464.38	8,000
94	CR 3633/.147									682.64	11,760
95	CR 3650/1.62									7,523.00	129,600
96	CR 3660/1.219									5,660.83	97,520
97	CR 3665/1.313									6,097.35	105,040
98	CR 3667/.124									575.83	9,920
99	CR 3700/.963									4,472.01	77,040
100	CR 3705/.518									2,405.50	41,440
101	CR 3709/.653									3,032.42	52,240
102	CR 3715/.301									1,397.79	24,080
103	CR 3725/8.721									40,498.84	697,680
104	CR 3750/6.99									32,460.37	559,200
105	CR 3767/.703									3,264.61	56,240
106	CR 3770/.159									738.37	12,720
107	CR 3775/3.674									17,061.43	293,920
108	CR 3815/.136									631.56	10,880
109	CR 3820/.07									325.07	5,600
110	CR 3823/.12									557.26	9,600
111	CR 3825/.341									1,583.55	27,280
112	CR 3830/1.663									7,722.69	133,040
113	CR 3840/.687									3,190.31	54,960
114	CR 3845/.426									1,978.27	34,080
115	CR 3870/.788									3,659.34	63,040
116	CR 3900/3.596									16,699.21	287,680



COUNTY OF TYLER §
PRECINCT NO. 4 §

Annual Road Report

Pursuant to Transportation Code Section 251.005, this Annual Road Report provides information on the condition of each road, culvert, and bridge in the County by Precinct along with costs associated with maintaining existing roads, culvert and bridges. Furthermore, suggestions are included where new road may be needed. This report covers the County roads activity for the period of September 2018 through September 2019.


1. Condition of each road, culvert and bridge in the precinct and primary cause of any road, culvert or bridge degradation:
(These can be listed separate on another page if additional space is needed.)
2. Amount of money necessary for maintenance of the precinct roads during the next fiscal year: (see attached)
3. Number of traffic control devices in the precinct defaced or torn down: (see attached)
4. Any new road that should be opened in the precinct: (see attached)
5. Any bridges, culverts, or other improvements necessary to place the precinct roads in good condition, and the probable cost of the improvements:
(see attached)

Submitted by the undersigned on this 25 day of September, 2019.

Charles Hudson
(Commissioners Signature)
Commissioner, Precinct NO. 4

Charles Hudson
(Commissioners Printed Name)

Subscribed and sworn to, before me, the undersigned authority, this 25 day of September, 2019



(Notary Seal)

Mary D. Walters
Notary Public
Commission Expires: 11-18-2019

Annual Road Report - Precinct # 4- 2019

	A	B	C	D	E	F	G	H	I	J	K
	List of County Roads by Name/Number		Road Condition- Rank on a Scale of 1-5: 1=Poor 5=Excellent	Cause of Degradation	Number of Culverts needing repair or replacement	Bridges in need of repair or replacement	Control Devices (Signs, Lights needing repair or replacement	New Roads Needed for opening	Costs of Improvements as Identified for Specific Road	Usual Costs of Maintenance in Coming Year for Specific Road	
1											
2	1	CR 4309/1.128/Miles	4	Traffic	0	0	1	0	SEE ATTACHED	4641.78	pg 1
3	2	CR 4320/1.403	4	Heavy Trk/Weather	2	0	0	0		5885.40	
4	3	CR 4325/1.5	4	Weather	0	0	0	0		6292.38	
5	4	CR 4330/.543	4	Weather	1	0	1	0		2277.66	
6	5	CR 4335/.956	4	Heavy Trk Traffic	1	0	2	0		4009.62	
7	6	CR 4345/2.63	4	Heavy Trk/Weather	2	0	1	0		11032.32	
8	7	CR 4350/756	4	Heavy Trk/Weather	0	0	0	0		3171.18	
9	8	CR 4355/.901	4	Heavy Trk Traffic	0	0	1	0		3779.10	
10	9	CR 4360/1.924	4	Heavy Trk Traffic	0	0	2	0		8070.24	
11	10	CR 4364/.761	4	Weather	0	0	0	0		3191.58	
12	11	CR 4368/.566	4	Traffic	0	0	0	0		2373.54	
13	12	CR 4369/.14	4	Weather	INSTALLED 1/0	0	0	0		586.50	
14	13	CR 4370/1.019	4	Traffic/Weather	0	0	0	0		4273.80	
15	14	CR 4373/.336	4	Traffic	0	0	0	0		1408.62	
16	15	CR 4374/.151	4	Traffic/Weather	1	0	1	0		633.42	
17	16	CR 4375/2.948	4	Heavy Trk/Weather	1	0	2	0		12366.48	
18	17	CR 4378/.557	4	Heavy Trk/Weather	0	0	1	0		2335.80	
19	18	CR 4380/1.65	4	Traffic/Weather	INSTALLED 1/0	0	0	0		6921.00	
20	19	CR 4387/.981	4	Weather	0	0	1	0		4115.70	
21	20	CR 4390/.747	4	Heavy Trk/Weather	0	0	1	0		3133.44	
22	21	CR 4392/.77	4	Traffic/Weather	0	0	0	0		3229.32	
23	22	CR 4394/.344	4	Weather	0	0	0	0		4502.28	
24	23	CR 4415/2.433	4	Weather	1	0	1	0		10206.12	
25	24	CR 4416/.973	4	Weather	0	0	0	0		4081.02	
26	25	CR 4420/2.422	4	Heavy Traffic/W.	INSTALLED 1/0	0	1	0		10160.22	
27	26	CR 4422/.179	4	Weather	0	0	0	0		750.72	
28	27	CR 4425/.744	4	Heavy Traffic/W.	1	0	2	0		3120.18	
29	28	CR 4426/.234	4	Traffic/Weather	1	0	1	0		981.24	
30	29	CR 4430/.396	4	Traffic/Weather	1	0	2	0		1660.56	
31	30	CR 4432/.249	4	Traffic	0	0	1	0		1044.48	
32	31	CR 4433/.366	4	Traffic	0	0	0	0		1535.10	
33	32	CR 4437/1.556	4	Weather	0	0	0	0		6,527	

Annual Road Report - Precinct # 4- 2019

	A	B	C	D	E	F	G	H	I	J	K
34	33	CR 4438/.146	4	Weather	0	0	0	0	0	612	pg 2
35											
36	34	CR 4440/.958	4	Traffic/Weather	INSTALLED 1/0	0	1	0	0	4018.80	
37	35	CR 4442/.343	4	Weather	1	0	0	0	0	1438.20	
38	36	CR 4444/.35	4	Weather	0	0	0	0	0	1467.78	
39	37	CR 4445/1.063	4	Traffic/Weather	0	0	0	0	0	4458.42	
40	38	CR 4446/.187	4	Traffic/Weather	0	0	0	0	0	784.38	
41	39	CR 4447/.213	4	Traffic/Weather	0	0	0	0	0	839.52	
42	40	CR 4448/.064	4	Traffic	0	0	0	0	0	268.26	
43	41	CR 4449/.051	4	Weather	0	0	0	0	0	213.18	
44	42	CR 4510/1.733	4	Heavy Trk/Weather	INSTALLED 2/0	0	2	0	0	7269.00	
45	43	CR 4515/.717	4	Heavy Trk/Weather	1	0	0	0	0	3006.96	
46	44	CR 4520/4.834	4	Heavy Truck Traffic	2	0	1	0	0	20277.00	
47	45	CR 4525/.748	3	Traffic/Weather	0	0	1	0	0	3137.53	
48	46	CR 4530/1.694	4	Traffic/Weather	0	0	0	0	0	7105.32	
49	47	CR 4535/2.432	4	Traffic/Weather	0	0	0	0	0	10202.04	
50	48	CR 4540/.65	4	Traffic	0	0	0	0	0	2726.46	
51	49	CR 4545/1.87	4	Truck/Weather	2	0	0	0	0	7843.80	
52	50	CR 4547/.674	4	Traffic	0	0	1	0	0	2826.40	
53	51	CR 4549/.303	4	Traffic	0	0	0	0	0	1270.92	
54	52	CR 4550/1.468	4	Heavy Trk/Weather	0	0	0	0	0	6157.74	
55	53	CR 4551/.138	4	Weather	0	0	0	0	0	578.34	
56	54	CR 4553/.094	4	Weather	0	0	0	0	0	393.72	
57	55	CR 4555/.696	4	Traffic	0	0	0	0	0	2919.24	
58	56	CR 4558/1.096	4	Truck/Weather	2	0	0	0	0	4597.14	
59	57	CR 4559/.416	4	Truck/Weather	0	0	0	0	0	1744.20	
60	58	CR 4560/1.487	4	Traffic/Weather	0	0	0	0	0	6237.30	
61	59	CR 4563/.386	4	Traffic/Weather	0	0	0	0	0	1618.74	
62	60	CR 4565/2.562	4	Heavy Trk Traffic	0	0	0	0	0	10746.72	
63	61	CR 4566/.247	4	Heavy Trk Traffic	0	0	0	0	0	1035.32	
64	62	CR 4570/.703	4	Weather	1	0	0	0	0	2948.82	
65	63	CR 4572/.31	3	Weather	0	0	0	0	0	1299.48	
66	64	CR 4575/.353	4	Weather	0	0	0	0	0	1453.02	
67	65	CR 4580/1.327	4	Traffic/Weather	1	0	0	0	0	5566.14	
68	67	CR 4581/.22	4	Traffic/Weather	0	0	0	0	0	922.08	
69	68	CR 4582/.883	4	Traffic/Weather	0	0	0	0	0	3703.62	
70	69	CR 4583/.271	4	Traffic/Weather	0	0	0	0	0	1136.28	
71	70	CR 4585/.597	4	Heavy Truck Traffic	0	0	0	0	0	2504.10	
72	71	CR 4587/.217	4	Weather	0	0	0	0	0	909.84	

Annual Road Report - Precinct # 4- 2019

	A	B	C	D	E	F	G	H	I	J	K
73	72 CR 4590/1.59		4	Traffic/Weather	INSTALLED 1/0	0	0	0	0	6669.78	pg 3
74	73 CR 4592/.181		4	Traffic/Weather	0	0	1	0	0	758.88	
75	74 CR 4595/1.8800		4	Heavy Trk/Weather	1	0	2	0	0	7885.62	
76	75										
77	76 CR 4600/8.3480		4	Heavy Trk/Weather	2	0	3	0	0		
78	78										
79	79										
80	80 CR 4605/.766		4	Heavy Trk/Weather	1	0	0	0	0	3213.00	
81	81 CR 4610/.283		4	Weather	0	0	0	0	0	1186.26	
82	82 CR 4615/.237		4	Weather	0	0	0	0	0	993.40	
83	83 CR 4616/.164		4	Weather	0	0	0	0	0	687.48	
84	84 CR 4618/.11		4	Weather	0	0	0	0	0	461.04	
85	85 CR 4620/.223		4	Weather	INSTALLED 1/0	0	0	0	0	935.34	
86	86 CR 4622/.34		4	Weather	0	0	0	0	0	1425.00	
87	87 CR 4623/.178		4	Weather	0	0	0	0	0	746.64	
88	88 CR 4625/2.893		4	Traffic/Weather	1	0	2	0	0	12135.96	
89	89 CR 4626/.114		4	Weather	0	0	0	0	0	477.36	
90	90 CR 4628/.758		4	Weather	1	0	1	0	0	3179.34	
91	91 CR 4629/.057		4	Weather	0	0	0	0	0	238.68	
92	92 CR 4630/.614		4	Heavy Trk/Weather	0	0	1	0	0	2575.50	
93	93 CR 4632/.173		4	Weather	0	0	0	0	0	725.22	
94	94 CR 4633/.783		4	Traffic/Weather	1	0	1	0	0	3284.40	
95	95 CR 4634/.1		4	Traffic/Weather	0	0	0	0	0	419.22	
96	96 CR 4635/.33		4	Weather	0	0	0	0	0	1282.14	
97	97 CR 4638/.087		4	Weather	0	0	0	0	0	262.14	
98	98 CR 4640/1.305		4	Weather	0	0	1	0	0	5474.34	
99	99 CR 4642/.107		4	Weather	0	0	0	0	0	448.80	
100	100 CR 4644/1.9560		4	Weather	0	0	1	0	0	8204.88	
101	101										
102	102 CR 4646/.916		4	Weather	0	0	0	0	0	3842.34	
103	103 CR 4648/.291		4	Weather	0	0	0	0	0	1219.92	
104	104 CR 4650/1.997		4	Traffic/Weather	INSTALLED 1/0	0	2	0	0	8377.26	
105	105 CR 4652/.126		4	Traffic/Weather	0	0	0	0	0	528.36	
106	106 CR 4653/1.136		4	Traffic/Weather	0	0	0	0	0	4765.44	
107	107 CR 4654/.283		4	Weather	1	0	0	0	0	997.56	
108	108 CR 4657/.247		4	Weather	0	0	0	0	0	1035.30	
109	109 CR 4658/.123		4	Weather	0	0	0	0	0	515.10	
110	110 CR 4660/.946		4	Weather	INSTALLED 1/0	0	1	0	0	3967.80	
111	111 CR 4665/.746		4	Traffic/Weather	1	0	1	0	0	3129.36	

Annual Road Report - Precinct # 4- 2019

	A	B	C	D	E	F	G	H	I	J	K
112	112	CR 4666/.121	4	Weather	0	0	0	0	0	506.94	pg 4
113	113	CR 4668/.081	3	Weather	0	0	0	0	0	339.66	
114	114	CR 4670/.163	3	Traffic	0	0	1	0	0	683.40	
115	115	CR 4675/.296	2	Traffic	0	0	1	0	0	1241.34	
116	116	CR 4700/6.58	4	Heavy traffic	2	0	2	0	0	27602.22	
117	117	CR 4710/1.083	3	Traffic	INSTALLED 1/0	0	0	0	0	4543.08	
118	118	CR 4715/.156	2	Weather	0	0	0	0	0	653.20	
119	119	CR 4720/1.463	3	Traffic	0	0	1	0	0	6136.32	
120	120	CR 4725/.12	3	Weather	0	0	0	0	0	502.86	
121	121	CR 4726/.148	3	Weather	0	0	0	0	0	620.16	
122	122	CR 4735/.858	3	Weather	0	0	1	0	0	3598.56	
123	123	CR 4740/.49	4	Traffic	0	0	0	0	0	2055.30	
124	124	CR 4742/.126	3	Weather	0	0	0	0	0	222.36	
125	125	CR 4748/.16	3	Traffic/Weather	0	0	0	0	0	671.16	
126	126	CR 4750/.273	3	Traffic/Weather	0	0	2	0	0	1144.44	
127	127	CR 4755/1.085	4	Traffic/Weather	0	0	3	0	0	4551.24	
128	128	CR 4757/.326	3	Traffic/Weather	0	0	0	0	0	1366.80	
129	129	CR 4758/.23	3	Traffic/Weather	0	0	0	0	0	936.90	
130	130	CR 4759/.141	3	Traffic/Weather	0	0	1	0	0	590.58	
131	131	CR 4760/.877	3	Weather	1	0	1	0	0	3678.12	
132	132	CR 4770/2.639	3	Traffic/Weather	INSTALLED 1/0	0	2	0	0	11070.06	
133	133	CR 4772/.84	4	Traffic/Weather	0	0	0	0	0	3523.08	
134	134	CR 4774/.626	3	Traffic/Weather	0	0	0	0	0	2626.50	
135	135	CR 4775/.277	3	Traffic/Weather	0	0	0	0	0	1161.78	
136	136	CR 4777/.862	3	Traffic/Weather	1	0	2	0	0	3615.90	
137	137	CR 4780/3.38	3	Traffic/Weather	INSTALLED 1/0	0	1	0	0	14179.02	
138	138	CR 4790/.194	3	Weather	0	0	0	0	0	812.94	
139	139	CR 4795/.188	3	Traffic	0	0	0	0	0	788.46	
140	140	CR 4796/.91	3	Traffic	0	0	1	0	0	3816.84	
141	141	CR 4800/6.917	3	Heavy traffic	1	0	2	0	0	29015.94	
142	142	CR 4805/.193	3	Weather	0	0	0	0	0	808.86	
143	143	CR 4810/1.678	3	Weather	0	0	0	0	0	7039.02	
144	144	CR 4815/.506	3	Weather	0	0	0	0	0	2122.67	
145	145	CR 4825/1.803	3	Weather	0	1	2	0	0	7563.30	
146	146	CR 4830/.303	3	Weather	0	0	0	0	0	1270.92	
147	147	CR 4850/6.083	3	Heavy Tk Traffic	INSTALLED 1/0	0	0	0	0	25517.34	
148	148	CR 4859/.588	3	Weather	0	0	0	0	0	2466.36	
149	149	CR 4860/.651	3	Weather	0	0	0	0	0	2730.54	
150	150	CR 4875/5.19	3	Truck Traffic	1	0	2	0	0	21771.90	

Annual Road Report - Precinct # 4- 2019

	A	B	C	D	E	F	G	H	I	J	K	
151	151	CR 4880/1.401	4	Traffic/Weather	INSTALLED 1/0	0	0	1	0	0	5876.20	pg 5
152	152	CR 4882/.167	3	Weather	0	0	0	0	0	0	699.20	
153	153	CR 4890/5.014	3	Heavy traffic	1	0	1	0	0	0	21033.43	
154	154	CR 4892/.423	3	Weather	1	0	0	0	0	0	1773.78	
155	154	CR 4895/.446	3	Weather	0	0	0	0	0	0	1870.68	
156	155	CR 4898/.19	3	Weather	0	0	0	0	0	0	796.62	
157	156	CR 4900/1.431	4	Traffic/Weather	2	0	1	0	0	0	6002.70	
158	157	CR 4905/.973	3	Traffic/Weather	0	0	0	0	0	0	4081.02	
159	158	CR 4910/.097	3	Weather	0	0	0	0	0	0	405.96	
160	159	CR 4915/.368	3	Weather	0	0	0	0	0	0	1543.26	
161	160	CR 4920/.361	3	Weather	INSTALLED 1/0	0	0	0	0	0	1513.68	
162	161	CR 4925/.343	3	Weather	0	0	0	0	0	0	1438.20	
163	162	CR 4926/1.017	4	Traffic/Weather	1	0	1	0	0	0	4265.64	
164	163	CR 4927/.114	3	Traffic/Weather	0	0	0	0	0	0	477.36	
165	164	CR 4950/2.563	4	Traffic/Weather	1	0	2	0	0	0	10750.80	
166	165	CR 4955/.07	3	Weather	0	0	0	0	0	0	292.74	
167	166	CR 4957/.13	3	Weather	0	0	0	0	0	0	544.68	
168	167	CR 4960/.428	3	Weather	0	0	0	0	0	0	1795.20	
169	168	CR 4970/.167	3	Weather	0	0	0	0	0	0	699.72	
170	169	CR 4980/.324	3	Traffic	1	0	0	0	0	0	1358.64	
171	170	CR 4984/.124	3	Weather	0	0	0	0	0	0	519.18	
172												
173												
TOTAL :										\$	637,869.21	



COUNTY OF TYLER

PRECINCT NO. ____

ANNUAL ROAD REPORT

Pursuant to Transportation Code Section 251.005, this Annual Road Report provides information on the condition of each road, culvert, and bridge in the County by Precinct along with costs associated with maintaining existing roads, culvert, and bridges. Furthermore, suggestions are included where new roads may be needed. This report covers the County roads activity for the period of August, 2018 through September, 2019.

1. Condition of each road, culvert, and bridge in the precinct and the primary cause of any road, culvert or bridge degradation:
(These can be listed separate on another page if additional space is needed.)
2. Amount of money necessary for maintenance of the precinct roads during the next fiscal year: _____
(see attached).
3. Number of traffic control devices in the precinct defaced or torn down: (see attached).
4. Any new road that should be opened in the precinct: (see attached).
5. Any bridges, culverts, or other improvements necessary to place the precinct roads in good condition, and the probable cost of the improvements: (see attached).

Submitted by the undersigned on the ____ day of September, 2019.

(Commissioners Signature)
Commissioner, Precinct NO. _____

(Commissioners Printed Name)

Subscribed and sworn to, before me, the undersigned authority, this ____ day of _____, 2019

Notary Public

Commissioner Expires: _____

This goes to Paula after court